


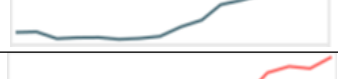







National Performance Indicator

Summary of national performance indicator with trends over time

Date	Indicator	Worth	Status	Target	Wales	Against Wales	Trends
31/08/2018	The percentage of safeguarding adults referrals that have been made during the year where the risk has been managed	100.0	+2.04%	98.0			
31/08/2018	The percentage of safeguarding adults referrals that have been made during the year where the risk has been managed – excluding those that declined	100.0	+1.01%	99.0			
31/08/2018	The percentage of adult protection enquiries completed within statutory timescales	96.0	+2.13%	94.0	80.00	+20.00%	
31/07/2018	The percentage of adults who have received support from the information, advice and assistance service and have not contacted the service again during the year	51.5			67.70	-23.86%	
31/07/2018	The rate of delayed transfers of care for social care reasons per 1,000 population aged 75 or over	7.8	+57.27	5.0	4.74	+65.57%	
31/07/2018	The average length of time older people (aged 65 or over) are supported in residential care homes	856.0			800.80	+6.89%	
31/07/2018	Average age of adults entering residential care homes	85.2			82.80	+2.91%	
31/07/2018	The percentage of adults who completed a period of reablement and have no package of care and support 6 months later	55.7			82.80	32.72%	
31/07/2018	The percentage of adults who completed a period of reablement and have a reduced package of care and support 6 months later	19.0			28.00	-32.27%	

Questionnaire Indicators

Date	Metric Name	Current Value	Trends since last year	Gwerth Blaenorol	Wales	Second KPI Status	Sparklines
31/03/2018	Carers reporting they feel supported to continue in their caring role	70.49	-20.71%	88.90	88.90	-20.71%	
31/03/2018	Carers reporting they felt involved in designing the care and support plan for the person that they care for	71.23	-21.14%	90.32	80.40	-11.41%	
31/03/2018	People happy with the care and support they received	88.84	-2.86%	91.46	85.20	+4.27%	
31/03/2018	People confirming "I could communicate in my chosen language"	94.50	-1.26%	95.71	95.90	-1.46%	
31/03/2018	People reporting they knew who to contact in regards to their care and support	86.50	+1.78%	84.99	83.20	+3.97%	
31/03/2018	People reporting they have received the right information or advice when they needed it	83.84	+0.79%	83.18	80.20	+4.54%	
31/03/2018	People reporting that they live in a home that supports their best interests	90.10	+1.18%	89.05	85.90	+4.89%	
31/03/2018	People reporting they chose to live in a residential care home	69.39	-2.34%	71.05	71.80	-3.36%	
31/03/2018	People reporting that they are happy with their support from family, friends and neighbours	88.13	-0.14%	88.25	85.20	+3.44%	
31/03/2018	People reporting that they have taken active part in	79.87	-3.15%	82.47	79.70	+0.21%	
31/03/2018	People reporting that they feel safe	84.57	+9.61%	77.10	78.10	+8.21%	
31/03/2018	People reporting they were treated with dignity and respect	95.29	-0.16%	95.44	93.30	+2.13%	
31/03/2018	People reporting they can do what matters to them	58.15	+7.09%	54.30	51.40	+13.13%	
31/03/2018	People reporting that they feel a part of their community	65.75	+2.26%	64.30	58.30	+12.78%	



OED23 – WE DID WHAT MATTERED – ADULTS

Date	2017-18	2018-19	Total
GW – Adult Team Alltwen (Central)	100.0%	100.0%	100.0%
GW – Adult Team Bangor	100.0%	100.0%	100.0%
GW – Adult Tim Caernarfon	100.0%	100.0%	100.0%
GW – Adult Team South Meirionnydd	100.0%	100.0%	100.0%
GW – Adult Team Llyn	97.6%	100%	97.9%
Total	99.0%	100%	99.3%

OED24 – WE DID WHAT MATTERED – LEARNING DISABILITY

Date	2017-18	2018-19	Total
Learning Disability	97%	98.4%	97.5%
Total	97%	98.4%	97.5%

SAFEGUARDING AND QUALITY INDICATORS

Date	Indicator	Worth	Status	Target	Previous Period	Comparison to the previous	Trends
31/08/2018	The percentage of safeguarding adults referrals that have been made during the year where the risk has been managed	100.0	+2.04%	98.0	90.32	+10.72	
31/08/2018	The percentage of safeguarding adults referrals that have been made during the year where the risk has been managed – excluding those that declined	100.0	+1.01%	99.0	93.30	+7.18%	
31/08/2018	The percentage of adult protection enquiries completed within statutory timescales	96.0	+2.13%	94.0	100.00	-4.00%	